

MISSISSIPPI
Family
ENGAGEMENT

CALENDAR





Dear Family,

The Mississippi Department of Education, Office of Early Childhood hopes you find this Family Engagement Calendar helpful for encouraging learning outside your child's classroom, as well as, useful conversation starters to strengthen communication with your children. Strengthening the skills they already have is an ongoing experience for children that will teach them to be life-long learners.

Our goal is for children to be able to achieve their highest potential throughout their educational experiences. We want every child to be successful and be their very BEST. We want to provide them with the tools and resources they need to attend college, go into the military, or directly into a career.

Families are the first teacher a child will ever have. Engagement in your child's education is the best way to make an impact. We hope this calendar is a great resource for you to use to help with on-going learning opportunities.

We look forward to working with you and your child.

Sincerely,

The Office of Early Childhood Staff

mdek12.org/EC



JULY



SUNDAY	MONDAY	TUESDAY	WEDNESDAY	THURSDAY	FRIDAY	SATURDAY
	<p>After reading a book, discuss the similarities and differences between characters.</p>	<p>Make a game of daily chores such as sweeping, doing laundry, or putting away toys.</p>	<p>Put on your swimming gear and run through the sprinklers!</p>	<p>Play a Memory card game together.</p>	<p>With sidewalk chalk, draw a giant mural on the driveway or sidewalk.</p>	
	<p>Using a paper bag, make a hand puppet together.</p>	<p>Crawl on the floor with your baby. Let him or her follow you.</p>	<p>Have your child read a book and summarize the story orally.</p>	<p>Ask your teen, "What is something you love to do?"</p>	<p>Review home safety rules. What are some you want to make sure your child knows?</p>	
				<p>HIGH SCHOOL</p>		

		Have your child solve math word problems outside with sidewalk chalk.	Work with your child on subtraction, addition, and multiplication using items from around your home.	Give your child the materials to write and illustrate his own story.	Interact with your child using different types of books such as: fantasy, nonfiction and fiction.	Have your child create their own song using props that are around the house.	
		Ask your teen "What makes a good friend?" MIDDLE SCHOOL HIGH SCHOOL	Take a walk around the neighborhood and have your child describe things she sees.	Play with plastic containers with your toddler. Allow your child to put the smaller ones inside the larger ones.	Share connections while reading a book and say, "This reminds me of..."	Allow your child to set the table for dinner.	
		Clap syllables in your child's name or other family members' names.	Provide objects to count with your child and demonstrate matching numbers with groups of items.	Sing counting songs and rhymes together.	Play letter and number matching games with your child.	Talk to your teen about possible college or career choices . MIDDLE SCHOOL HIGH SCHOOL	

AUGUST



SUNDAY	MONDAY	TUESDAY	WEDNESDAY	THURSDAY	FRIDAY	SATURDAY
	<p>Read your child's favorite nursery rhyme book together.</p>	<p>Ask your teen to tell you about the best book he/she has ever read.</p> <p>MIDDLE SCHOOL</p> <p>HIGH SCHOOL</p>	<p>Create a dance to your favorite song.</p>	<p>Read a book about starting school.</p>	<p>Teach your child correct tooth brushing techniques.</p>	
	<p>Look for letters in your child's name while running errands.</p>	<p>Have your child count as far as they can with you.</p>	<p>Create a song using your pet's name.</p>	<p>Go on a nature walk looking for different leaves, birds, or trees.</p>	<p>Have your teen discuss what they like most and least about school.</p> <p>MIDDLE SCHOOL</p> <p>HIGH SCHOOL</p>	

	Work together making a simple recipe such as cookies.	Have your child practice tracing his hand. Draw or trace your hand.	Ask your middle or high school student, "Who is your role model? Why?" MIDDLE SCHOOL HIGH SCHOOL	Play "I Spy" in the car while driving.	Sing a familiar song and make up new verses.	
	Look at the clouds in the sky. Have your child draw or tell you what they see in the clouds.	Ask your high school student, what is something you know today that you didn't know yesterday. HIGH SCHOOL	While reading together, look for rhyming words on the page.	Using blankets and pillows, build a fort.	Give your child an empty box and encourage him/her to create something.	
	Have your child help while you are doing small tasks around the house.	Talk to your child about her day. Let her tell you something new she learned.	Have your child reflect on one of his favorite memories with you.	Sorting is a great activity. Let your child sort the colors of clothing while you do laundry.	Teach your teen to safely prepare his favorite dish or meal. MIDDLE SCHOOL HIGH SCHOOL	

SEPTEMBER



SUNDAY	MONDAY	TUESDAY	WEDNESDAY	THURSDAY	FRIDAY	SATURDAY
	<p>Fill a bucket with water. Have your child use a paint brush to write letters on the sidewalk.</p>	<p>Using Play-Doh, create miniature animals with your child.</p>	<p>Ask your teen to share the top three things on her "bucket list". Share yours.</p> <p>MIDDLE SCHOOL</p> <p>HIGH SCHOOL</p>	<p>While taking a walk, have your child point out all the circles he sees.</p>	<p>While outside, have your child pick up leaves and trace them on a piece of paper.</p>	
	<p>Have your child help fold towels while doing the laundry.</p>	<p>Using a flashlight, put on a shadow puppet show with your child.</p>	<p>Ask your middle school student, "What made you laugh today?"</p> <p>MIDDLE SCHOOL</p>	<p>Collect pine cones and have your child paint or decorate them.</p>	<p>Call out words and have your child think of words that rhyme.</p>	

	Ask your child to name all the green objects they see in the house.	Purchase a new fruit have your child taste it. Have him describe the taste to you.	Paint a picture with your child, mix paint to create new colors.	Point to objects and ask your child to name it and give a word that rhymes with it.	Have your teen research and tell you about two colleges she is considering attending. MIDDLE SCHOOL HIGH SCHOOL	
	Have your child drop small items such as buttons and leaves into a glass of water. Will they sink or float?	Ask your child to compare objects around the house. Which is larger? Which is smaller?	Play a card game like Go Fish together.	Ask your teen about her happiest childhood memory so far. MIDDLE SCHOOL HIGH SCHOOL	Help your child make a dot painting using his finger tips or Q tips.	
	Let your child help you put away the groceries.	Have your child balance on one foot and hop across the room.	Play Simon Says together.	Give your child dry cereal. Have her make a pattern.	Invite your teen to watch a movie with you. Don't forget the popcorn! MIDDLE SCHOOL HIGH SCHOOL	

OCTOBER



SUNDAY	MONDAY	TUESDAY	WEDNESDAY	THURSDAY	FRIDAY	SATURDAY
	<p>Look at different family photos and ask your child to identify who is in the picture.</p>	<p>While driving home, ask your child to point out all the square objects seen.</p>	<p>Show your child how to read the temperature on a thermometer. What is the temperature today?</p>	<p>While eating breakfast, read the back of the cereal box together.</p>	<p>Build a block tower together and let your child push it down.</p>	
	<p>Play a few rounds of rock, paper, scissors.</p>	<p>Ask your child to find items around the house that have the same beginning sound as candy.</p>	<p>Add food coloring to cups of water, add a celery stick, and check back tomorrow to see what happens.</p>	<p>Work together to come up with a secret handshake.</p>	<p>Ask your teen, "If you could live anywhere in the world, where would you live?"</p>	
					<p>MIDDLE SCHOOL</p>	
					<p>HIGH SCHOOL</p>	

	Spread some flour in a pan. Allow your child to write his name in flour.	Paint a picture together using watercolors.	Write your teen a letter. Tell her what you admire most about her. MIDDLE SCHOOL HIGH SCHOOL	How many words can your child think of that rhyme with "ghost"?	Play a guessing game while waiting in line or in a waiting room. Describe a common object and see if your child can guess correctly.	
	Turn the radio on and dance together. Switch between faster and slower songs.	Make up a rhyming poem that begins with "Roses are red, pumpkins are round". See how many versions you can create.	Ask your child what his favorite sound of autumn is.	On a sheet of paper, have your child write the word fall with different colors. Have her decorate the page with other fall objects	Set up a "camp fire" in your living room with pillows and blankets. Take turns telling scary stories.	
	Before carving a pumpkin, count how many seeds are inside.	Allow your child to blow bubbles outside using the bubble wand.	Hold a sleepover party in the living room for your child and his stuffed animals. Pop popcorn and play board games.	Learn and record a TikTok video with your teen. MIDDLE SCHOOL HIGH SCHOOL	Teach your child to share her favorite toy with siblings or friends.	

NOVEMBER



SUNDAY	MONDAY	TUESDAY	WEDNESDAY	THURSDAY	FRIDAY	SATURDAY
	<p>Have your child sort different objects such as dried beans or cereal. Let her tell you the color or shape of the objects.</p>	<p>At bath time, let your child use shaving cream to draw pictures on the bathtub wall.</p>	<p>Encourage your teen to create a blog about his hobby or personal interest. Research this together to get started.</p> <p>MIDDLE SCHOOL</p> <p>HIGH SCHOOL</p>	<p>Focus on praising your child today. Make sure the praise is specific. Children need to hear positive reinforcement.</p>	<p>Allow your child to choose a song to sing while you make breakfast.</p>	
	<p>Have your child point out all the STOP signs she sees while riding to school or around your community.</p>	<p>Let your child tell you the names of the different fruits and vegetables you see at the grocery store.</p>	<p>Look at a map of Mississippi and show your child where he lives on the map and local communities.</p>	<p>Have your child trace her hand then use crayons to turn the hand into a turkey.</p>	<p>Give your child safety scissors and let him cut objects out of old magazines or newspapers.</p>	

	Encourage your child to draw pictures of familiar stories.	Make a variety of books available for use in your home or download ebooks from free websites.	Assist your teen in rearranging the furniture in their room. MIDDLE SCHOOL HIGH SCHOOL	Fill a clear plastic container with metal items such as bobby pins, paper clips, and bolts. Let your child use a magnet to pick up the items.	Ask your child how many words he can think of that have the same beginning sound as "November".	
	Help your teen purge old clothes and toys. Donate them to the Goodwill or Salvation Army MIDDLE SCHOOL HIGH SCHOOL	While at the store, have your child assist reading the shopping list and looking for items on the list.	Have your child count a deck of cards. Encourage her to sort the cards by color and shape.	Use toys or containers during bath time to see which objects sink or float.	Choose a book and let your child tell you what is going on by looking at the pictures.	
	Have your child draw a picture of things he is thankful for. Tell your child what you are thankful for.	Try a new workout with your teen. MIDDLE SCHOOL HIGH SCHOOL	While putting away dishes, have your child count how many plates and cups there are.	Have your child count coins and tell you how much each coin is worth.	Pretend that your kitchen is the grocery store. Set food items out and take turns pretending to be the shopper and cashier.	

DECEMBER



SUNDAY	MONDAY	TUESDAY	WEDNESDAY	THURSDAY	FRIDAY	SATURDAY
	<p>Give your teen a journal. Have her record past and present Christmas memories to share on Christmas eve.</p> <p>MIDDLE SCHOOL</p>	<p>Ask your child how many words he can think of that begins with the same sound as "holiday".</p>	<p>Using a magazine or newspaper article, have your child use a highlighter to locate words that contain a suffix.</p>	<p>Use coins to have your child work on adding, subtracting, and making different monetary denominations.</p>	<p>Read a story that has rhyming words such as a Dr. Seuss book. Show your child how the rhyme carries a beat throughout the story.</p>	
	<p>Let your child help you with the ingredients of a recipe. Have him measure fractions like $\frac{1}{2}$ cup or one tablespoon.</p>	<p>Tell your child a story about your favorite childhood holiday memory.</p>	<p>Have your high school student review squaring a number and finding the square root of a number.</p> <p>HIGH SCHOOL</p>	<p>Ask your child what her favorite animal sound is. Practice making the sound together.</p>	<p>Encourage your child to ask questions about everything he is reading to ensure comprehension.</p>	

	Let your child "write" on a sealed zip-top bag filled with paint or on the table in shaving cream.	Open a book and ask your child how many words he recognizes on the page.	With a paper towel tube, have your child imagine it is a telescope tell you what she sees.	Give your child choices. Ask him what he wants to do.	Encourage your child to read aloud to younger siblings, neighbors or cousins. This gives her practice reading unfamiliar words in context.	
	Establish a daily reading time for your child. Having him read every day will increase reading skills.	What is your child's favorite holiday song? Sing the song together.	Ask your teen "What is one thing you look forward to most during the holidays?"	Provide materials for your child to use to retell, draw or act out idea(s) from a factual text.	Help your child bend and stretch. Use words like: right, left, up and down.	
	Encourage your child to eat healthy foods. Distinguish between healthy and unhealthy foods.	With your middle school student, measure the length of a wall in your house in feet. She can convert the units to inches.	While riding together, have your child give you directions on which way to go.	Allow your child to go outside and trace objects they find such as a leaf or a rock with a crayon or pencil.	Have your child compare the different weights of objects. Use terms such as heavier and lighter.	

HIGH SCHOOL

MIDDLE SCHOOL


JANUARY



SUNDAY	MONDAY	TUESDAY	WEDNESDAY	THURSDAY	FRIDAY	SATURDAY
	Organize your child's books by author's last name. Encourage your child to figure out how the books are organized.	Make flashcards with your middle schooler. On one side write an algebraic expression, on the other side write the verbal expression. MIDDLE SCHOOL	Have your child share something interesting they have read in a book.	Introduce poetry and drama vocabulary to your child (e.g., verse, rhythm, meter, dialogue, stage and direction)	Identify the parts of a book before reading with your child.	
	Help your child use a ruler to measure things around the house. Which object is longest? Which object is shortest?	Use a paper bag and make a hand puppet together.	Ask your child what was the funniest thing that happened at school, home, or with a friend.	Make up a song about winter and sing it to the tune of "Twinkle, Twinkle Little Star".	Have your child practice adding and subtracting decimals. MIDDLE SCHOOL	

		Let your child practice counting from one to ten using pasta or dried beans.	Read a story about frogs. Have your child jump like frogs around the room.	Seeing the song "If You're Happy" together and let your child tell you what makes him happy.	Use baseball cards to have your middle schooler determine the sum or difference of various baseball players' batting averages.	Let your child read a portion of text multiple times to confirm they understand the text.	
					MIDDLE SCHOOL		
	Call out any number between 0-100 to your child. Have him verbally start counting from the number either counting up or counting back.	Read your child's favorite book and have her draw her favorite character from the story.	Ask your child questions while reading a story such as "What is happening on this page?" or "What do you think might happen next?"	Introduce new words to your child by reading stories on different topics and talking about new words in context.	Watch a video together and talk with your child about the main idea of the video.		
	Talk to your teen about goals he has for the new year. Share some of your goals for the year.	Sing "Do Your Ears Hang Low" and march along as you sing.	Read a story aloud to your child while having her sketch a picture of what you are reading.	Have your child take you on a picture walk through a book.	Ask your child to tell you his address and contact number for a parent/guardian responsible for them.		
	MIDDLE SCHOOL	HIGH SCHOOL					

FEBRUARY



SUNDAY	MONDAY	TUESDAY	WEDNESDAY	THURSDAY	FRIDAY	SATURDAY
	<p>Have a family game night. Let your child pick her favorite game to play.</p>	<p>Make lines on the floor using masking tape (straight and zig zag lines) See who can walk along the lines fastest without falling off.</p>	<p>Demonstrate the sounds letters make while talking to your child.</p>	<p>Provide a mystery bag of consonant letters and instruct your child to choose one and say its sound.</p>	<p>Call out a word to your child and clap the syllables for the word together.</p>	
	<p>Send your teen a loving text message today.</p> <p>HIGH SCHOOL</p>	<p>Have your child practice counting by 5s and 10s.</p>	<p>Watch an educational show on TV. Allow your child to tell you what he learned.</p>	<p>Offer your preteen incentives at home as her reading level increases throughout the year.</p> <p>MIDDLE SCHOOL</p>	<p>Let your child help make his own lunch. Help him make healthy food choices.</p>	

	<p>Allow your child to take cups and stack them, either as a tower or a pattern.</p>	<p>Read a book to your toddler. Show pictures to your child and let him touch the pictures.</p>	<p>Let your child write a story about something she experienced at school. Help her with the correct vocabulary words.</p>	<p>While visiting a new place, ask your child questions such as: How is the new place similar to where we live?</p>	<p>Play a memory game with cards. Allow your child to match cards together.</p>	
	<p>Help your child write checks to practice writing numbers in word form.</p>	<p>Draw curvy and straight lines on a piece of paper. Get your child to tell you what type of lines are on the paper.</p>	<p>Sing a song together in a very high voice, then in a very low voice.</p>	<p>Allow your child to set the table for dinner. Get your child to tell you how many people he is setting the table for.</p>	<p>Allow your child to find items on your list while shopping.</p>	
	<p>Let your child color. Let her tell you what color she is using and why.</p>	<p>Go over safety rules your child should follow at home. What are some you want to make sure your child knows?</p>	<p>Together with your middle or high school child, bake and decorate a cake.</p> <p>MIDDLE SCHOOL HIGH SCHOOL</p>	<p>Write your teen a Valentine's love letter. Tell him how much you love him.</p> <p>MIDDLE SCHOOL HIGH SCHOOL</p>	<p>Plan a special meal or event at home as a family only using what you have at home. Give each person a special responsibility.</p>	

MARCH



SUNDAY	MONDAY	TUESDAY	WEDNESDAY	THURSDAY	FRIDAY	SATURDAY
	Mix 1 cup of vegetable oil and one cup of flour. Let your child mold your homemade clay.	Talk about Mississippi. Let your child know what county she lives in.	Choose a character from a favorite book or movie and have your child describe his/her hair color, eye color, face shape, etc.	Take a walk outside at night. Let your child look at the sky and have her tell you what she sees.	Hide a toy and let your child find it. Let him know if he is getting close or not.	
	Let your middle school student use social media to write short summaries of fun family activities and see how people respond.	Ask your high school student, "Where do you see yourself in three years?"	Using tweezers, have your child move rice from cup to cup.	Let your child use different voices to represent different characters while reading a book.	Have your child write or draw a weather report for the day. Let her pretend to be the meteorologist on the local news.	
	MIDDLE SCHOOL	HIGH SCHOOL				

	<p>Allow your child to construct a structure using spaghetti and marshmallows.</p>	<p>Ask your child to think of items that start with the same letter of his name. Have his draw what he thinks.</p>	<p>Have your child draw a picture of herself. Frame or display the picture.</p>	<p>Ask your high school student, "What is your dream car?"</p> <p>HIGH SCHOOL</p>	<p>Make a set of multiplication facts with index cards to help your child practice multiplication fluency.</p>	
	<p>Ask your child the sounds he hears during spring that aren't heard during winter.</p>	<p>Cut out shapes or pictures of shapes. Have your child describe each shape based on its sides, corners, or other attributes.</p>	<p>Label items in the kitchen and have your child read the labels.</p>	<p>Help your child highlight all the capital letters in the text using a newspaper or magazine.</p>	<p>Take a walk around the neighborhood and have your child tell you all about her day.</p>	
	<p>While reading a book together point to a simple word, such as "the". Have your child point to the word throughout the story.</p>	<p>Ask your high schooler, "What vacation would you like to go on?"</p> <p>HIGH SCHOOL</p>	<p>When you see your child at the end of the day ask him, "What made you smile today?"</p>	<p>Make puppets from old socks and have a puppet show.</p>	<p>Using a yard stick, measure your child and see how tall she is. Talk to her about feet and inches.</p>	


APRIL



SUNDAY	MONDAY	TUESDAY	WEDNESDAY	THURSDAY	FRIDAY	SATURDAY
	Hold a tea party for your child and his stuffed animals.	Allow your child to go around the house and measure different items such as a table, chair or desk using a tape measure.	Make up new rules to a familiar board game. Is the game more fun than the original?	Let your child go outside. Pretend to live and work on a farm.	Have your child cut out pictures of objects in an old magazine. Have her sort them by shape, animal or color.	
	Bake and frost cookies together.	Have your child tell you all the colors that are in a rainbow. Have him draw a picture of a rainbow.	Ask your high school student to make summer plans (summer job, vacation, camps.)	Have your middle schooler locate a graph on the Internet and determine the dependent and independent variables.	Play with plastic containers with your toddler. Allow your child to put the smaller ones inside the larger ones.	
			HIGH SCHOOL	MIDDLE SCHOOL		

		<p>Have your child close her eyes. Make a sound such as rattling your keys, or tapping a spoon against a glass. Ask your child to guess what's making the sound.</p>	<p>Take a walk with your child. Take turns telling each other what to do: hop, skip, jump on one foot, turn left, look down.</p>	<p>Put one ice cube in a window and another in the refrigerator (not the freezer). Have your child write down how long each takes to melt.</p>	<p>Challenge your child to count out loud as high as he can. Make a game of it. Have him count items in the refrigerator or pantry.</p>	<p>Help your child learn your cell phone number by using your phone and showing her how to press the buttons.</p>	
		<p>Show your child how to tie his own shoes by doing it with him.</p>	<p>Ask your high school student, "What is your favorite season? What do you love most about it?"</p> <p>HIGH SCHOOL</p>	<p>Have your child help you do simple tasks around the house like putting away items or sorting canned goods.</p>	<p>Have your child help you pick out what he will wear for the next day of school.</p>	<p>Have your child read directions as you prepare a simple meal like macaroni and cheese.</p>	
		<p>Let your infant have tummy time. Put a toy in front of your baby and let her try to reach for it. (Don't leave the child unsupervised while doing this activity.)</p>	<p>Build an obstacle course with your child using items in your house such as pillows, blankets and rugs.</p>	<p>Have your child think of things that are . Help him by showing objects around the house that are red.</p>	<p>Teach your high school student about a checkbook. Show her how to write a check and how to balance a checkbook.</p> <p>HIGH SCHOOL</p>	<p>Show your child how to write a thank you note. Talk about why thank you notes are important.</p>	


MAY



SUNDAY	MONDAY	TUESDAY	WEDNESDAY	THURSDAY	FRIDAY	SATURDAY
	<p>Act out a scene from your child's favorite book or movie.</p>	<p>Keep a log by writing down all the books you and your child read together. This is a fun way to keep record of the books read together.</p>	<p>Ask your middle or high school student "What is the most interesting/funny thing your teacher said today?"</p> <p>MIDDLE SCHOOL</p> <p>HIGH SCHOOL</p>	<p>Introduce a new food to your child. Let him tell you what he likes or dislikes about it.</p>	<p>Help your child build letters using any cereal.</p>	
	<p>Ask your teen, "What was the hardest thing you had to do today?"</p> <p>HIGH SCHOOL</p>	<p>Help your child write a small note to her sibling or friend. This will help her understand that writing has meaning.</p>	<p>Ask your child to count the number of plates and cups used that day as you do the dishes.</p>	<p>Clap your hands to tap out a rhythm with your child. Have your child clap back the rhythm with you.</p>	<p>Use more vocabulary when describing things to your child. This will help build your child's vocabulary skills.</p>	

				Use everyday life to create story problems for your child. For example, while at the grocery store buying apples ask him, " If I buy three apples and take away one apple, how many do I have left?"	Encourage your preteen to keep a vocabulary notebook. In the notebook, your child can make note of words or phrases that are unfamiliar as he reads.	Invite your preteen on an ice cream date. Listen attentively as she talks. Try not to judge or correct her, simply listen.	
	Let your child look at the pictures in the book before reading it. Have him tell you what he thinks will happen in the story.	Go to the library and check out some new books. Have your child pick out fiction and nonfiction books.			MIDDLE SCHOOL	MIDDLE SCHOOL	
	Talk to your child about the school year. What is one thing he is proud of? What is one thing he will improve next school year.	Have your child tell you as many words as she can that has the same beginning sound as "flower".	Provide materials for your child to retell, draw, or act out ideas from a factual passage or book you have read to her.	Show your child the front and back of a book. Ask your child to list as many outcomes for the story as he can think of before reading the book.		Fill balloons with water in a laundry basket. Challenge your preteen to a water balloon fight.	
	MIDDLE SCHOOL				MIDDLE SCHOOL		
	Talk to your teen about something new they learned today and how that applies to her everyday life.	After reading a book to your child, allow him to redesign the cover of the book using his own ideas.	Teach your teen to change a tire.	Have everyone in the family cook a different component of a meal for each other.		Do laundry together. Sing a song while putting everything away.	
	HIGH SCHOOL		HIGH SCHOOL				

JUNE



SUNDAY	MONDAY	TUESDAY	WEDNESDAY	THURSDAY	FRIDAY	SATURDAY
	<p>Make your own play dough with one part conditioner and two parts cornstarch. Don't forget the food coloring!</p>	<p>Count how many steps it takes for your child to walk from one side of the living room to the other, Try this in different rooms.</p>	<p>Play hopscotch together outside.</p>	<p>Play a game of musical chairs, but use pillows instead of chairs.</p>	<p>Use chalk and have your child draw pictures or practice writing the letters of the alphabet on the sidewalk.</p>	
	<p>Have your child paint a self-portrait using watercolors.</p>	<p>Put together a puzzle.</p>	<p>Go outside to see which flowers are blooming and which trees are budding.</p>	<p>Have your teen research career fields, education requirements for specific industries/ employers, work settings, and future outlook for career options.</p>	<p>Ask your middle school student if he heard a new word today. Discuss the meaning of the word.</p>	
				<p>HIGH SCHOOL</p>	<p>MIDDLE SCHOOL</p>	

				Offer your middle school student incentives at home as her reading level increases throughout the summer.		Take your child to the local farmer's market and let him look at the fresh produce. Talk to your child about farmers and how they help us every day.	
	Talk to your child about what nurses, doctors, EMT staff and other First Responders do.		Have your child make a menu for the day. Draw a picture of each food.	MIDDLE SCHOOL	Demonstrate the sounds letters make while talking with your child.		
	Watch a video and talk with your child about the main idea.		Give your child a jump rope. See how many times each of you can jump rope without stopping.		Play "I Spy" while traveling in a car.		
					Play music and let your child dance and sing the songs.		Introduce new words to your child by reading stories on different topics and talking about new words in context.
					Together with your high school student, demonstrate the use of jumper cables. Show how and where to connect the cables.		
	Help your child make up a song with rhyming words while waiting for an appointment or driving.		Have your child draw a picture for a family member or neighbor.	Together with your middle or high school student, learn to sew on a button and patch a hole.		Challenge your teen to a fitness challenge. See who gets the most steps in a week.	
				MIDDLE SCHOOL		MIDDLE SCHOOL	
				HIGH SCHOOL	HIGH SCHOOL	HIGH SCHOOL	